

(2013 / 6 / 10 2013 / 4 / 29)

Zingiber officinale

(14-

Mus musculus

100

10

(2 ± 25)

10)

/ 1000

. / 10

2

:

The Protective Role of Ginger in Limiting the Effect of Stressed Food with Microwaves Radiation on some Placental Hormones on Pregnant White Mice

Noor S. Al-Tae
Department of Biology
College of Science
University of Koya

Janan H. Abdul-Fattah
Department of Biology
College of Science
University of Mosul

ABSTRACT

This study was conducted to investigate the effects of the consumption of stressed food with microwaves radiation on some placental hormones in pregnant mice and the role of ginger *Zingiber officinale* in reducing this effect. 100 *Mus musculus* pregnant mice at age (10-14) week and (25±2)gm weight, were divided into 10 groups, included control and nine experimental groups, 10 mice/group. Ginger was used as aqueous extract with concentration (1000mg/kg) body weight. The period of treatment 18 days starting from the 1st day until the 18th day of pregnancy. Animals anesthetized and drawn (2ml) of blood from the orbital eye to measure the concentration of estrogen and progesterone hormone in blood serum.

The results showed that stressed food with microwaves radiation causes decreasing of estrogen concentration and an increase in progesterone concentration in blood serum in comparison with the control group. While the treatment with aqueous extract of ginger was efficient in limiting the effects of stressed food with radiation as increasing in estrogen concentration and decrease in progesterone concentration comparing with the groups treated with the stressed food with radiation.

Keywords: ginger, microwaves, estrogen hormone, progesterone hormone.

Microwaves (MW)

(WHO, 2013)

.(Polivka, 1995)

(2.45GHz)

MW

.(Ramaswamy *et al.*, 1998)

.....
(100-1)

MW

(Buffler, 1993)

Free Radicals

.(Albi *et al.*, 1997)

MW

.(Buter *et al.*, 2000)

.(El-Sayed *et al.*, 2011; Zareen *et al.*, 2009)

Antioxidants

Peroxidants

Oxidative

Antioxidant Defense Systems

(Dickinson *et al.*, 2003) Stress

.(Demir *et al.*, 2003)

A B₆ C

MW

(2±25)

(14 – 10)

Vaginal

.(Ozeki and Shirai, 1998) plug

(Padmanabhan *et al.*, 1981)

(2004) (° 25)

12 12

:

.Guangdong Galanz Enterprises Co. LTD, Germany

(1979) Pandit (/ 1000)

: 10 10

:()

.Distilled water (D.W.) MW

:

20 15 10 5 280 2.45GHz MW

:

MW

/ 1000

:

20 15 10 5 280 2.45GHz MW

/ 1000

(Padmanabhan *et al.*,1981)

(Timm, Capillary tube

(2)

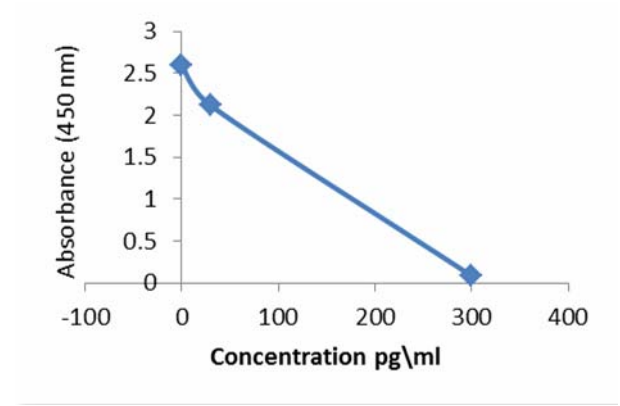
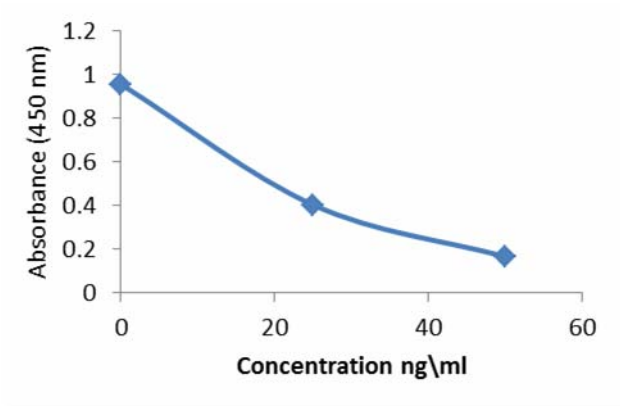
.1979)

10 / 3000 REMI, India

°20- Micropipette

ELISA (BioCheck, Inc) Kit

.....



:2

:1

15

450

.(Organon Teknika, Australia)

:

(V.11.5) SPSS

F

Duncan Test

Analysis of Variance Table

.(Daniel, 2010) $P \geq 0.05$

(20 15 10 5)

MW

.(1)

:1

±		المجاميع
ng/ml	pg/ml	
32.5 ± 1.5 a	45.0 ± 2.0 a	
44.5 ± 1.0 b	30.0 ± 2.0 b	5
46.0 ± 3.0 b	23.5 ± 1.5 c	10
47.5 ± 1.5 bc	17.0 ± 2.0 d	15
54.2 ± 0.8 c	14.0 ± 1.0 d	20

.P ≥ 0.05

*

MW

5 MW

MW

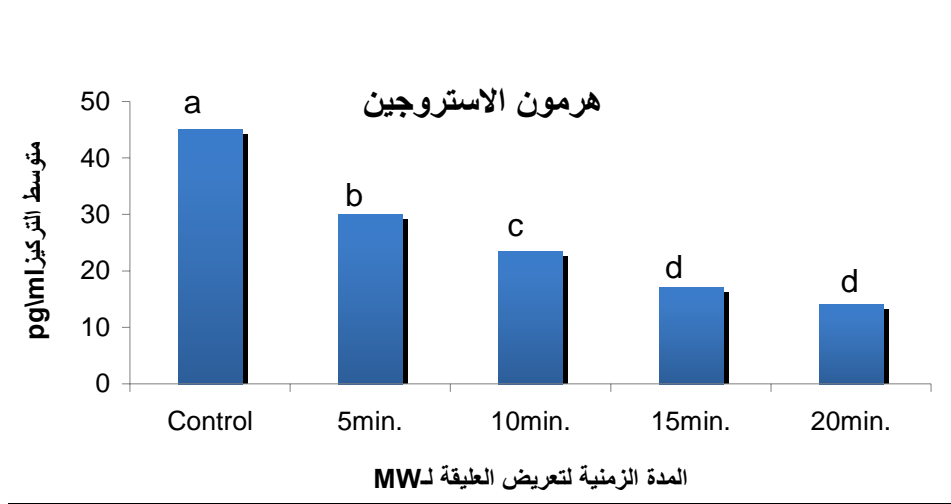
20 15 10 MW

20 15 MW

10

15 MW

. (3) 20 MW



:3

MW

.....

MW

15 10 5 MW

15 MW

20 MW

20 MW

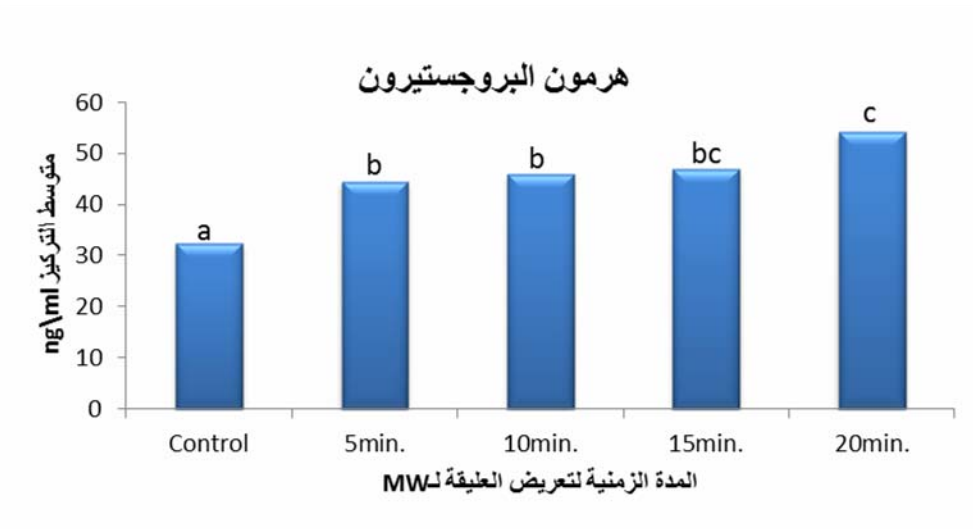
10 5 MW

.(4)

(2)

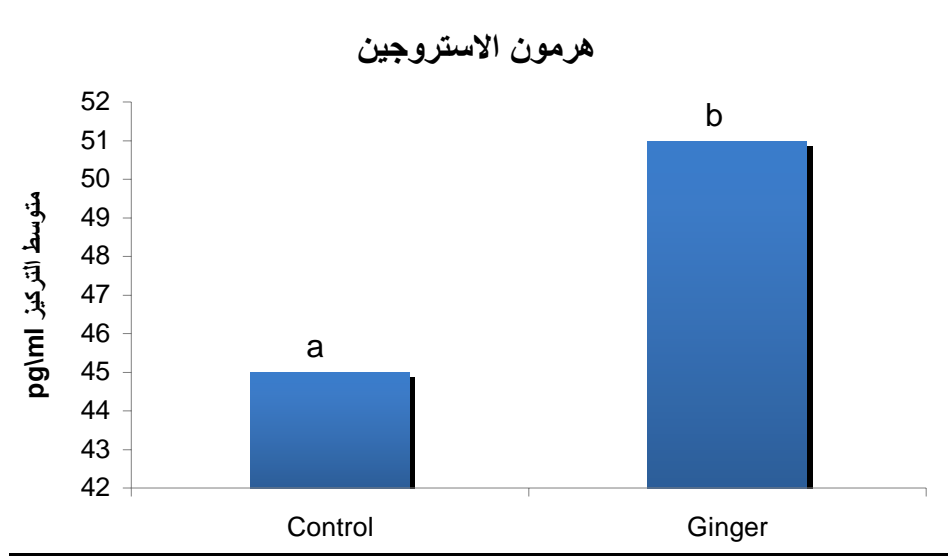
.(5)

.(6)



:4

MW



:5

1000mg/kg B.W

5 MW

MW

MW

20 15 10

MW

.(7)

(/ 1000)

:2

±		المجاميع
ng/ml	pg/ml	
32.5 ± 1.5 a	45.0 ± 2.0 a	
35.0 ± 2.0 a	51.0 ± 1.25 b	
43.15 ± 0.55 b	42.75 ± 2.75 a	+ 5
45.2 ± 0.8 b	35.0 ± 2.0 c	+ 10
46.4 ± 0.9 b	29.5 ± 1.5 c	+ 15
53.0 ± 1.0 b	26.0 ± 1.0 c	+ 20

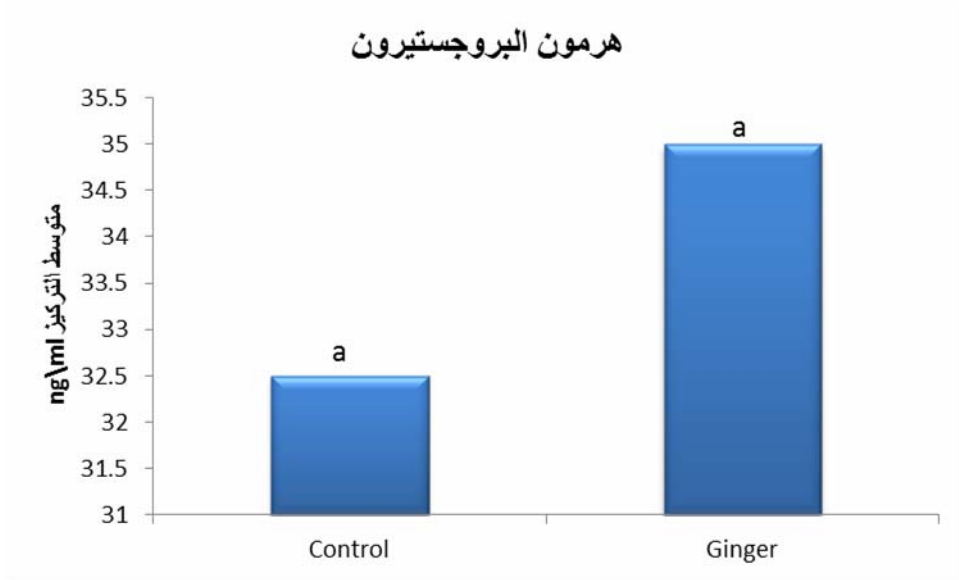
.P≥ 0.05

*

.....

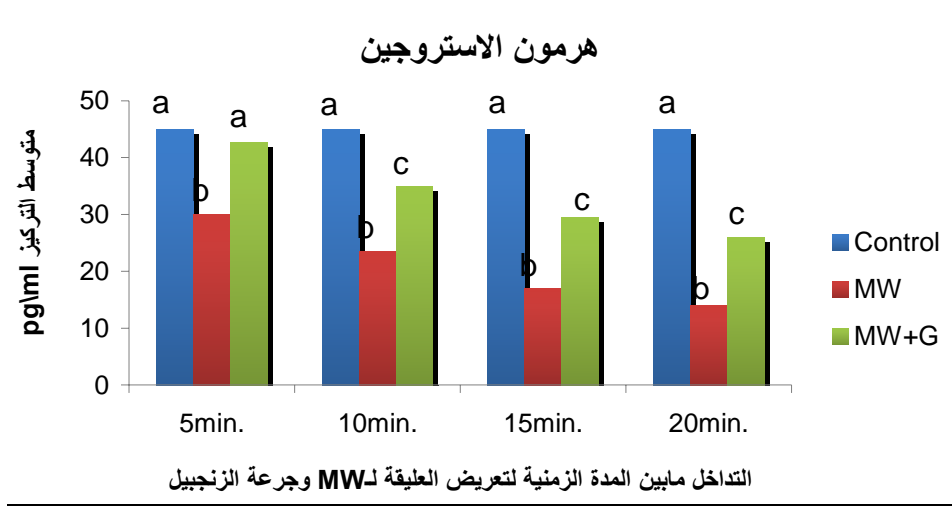
20 15 10 5 MW
MW

(8) .



:6

1000mg/kg B.W



:7

MW

MW

1000mg/kg B.W

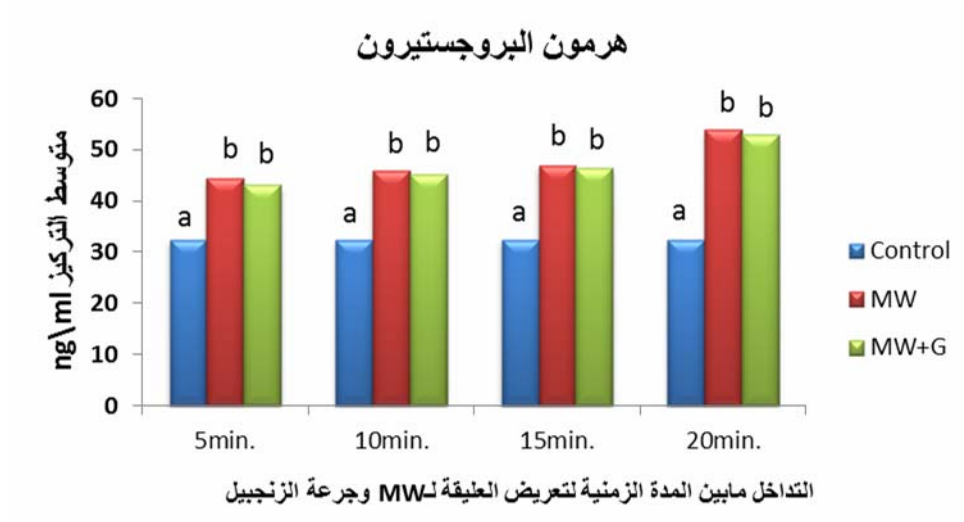
(Valentini *et al.*, 2010)

(Guyton and Hall, 2006)

(1990)

(Hadley, 2000)

(Vander *et al.*, 1998)



MW

:8

1000mg/kg

MW

B.W

MW

.....

MW

MW

.(Albi *et al.*, 1997)

.(1990)
(/ 1000)

(2008)
(/ 1000)

(Morakinyo *et al.*, 2008) .Testosterone
(/ 1000 500)

/ 1000)

(Sakr *et al.*, 2009) (

(6 4 2) (/ 24)

Leutinizing Hormone (LH)

6-Gingerol 8-Gingerol Shogaol

C .(Pourelis, 2009)

.(Combs, 1992)

MW

5 MW

20 15 10 MW

MW

(/ 24) (Sakr *et al.*, 2009)

(6 4 2) Mancozeb

(Zancan *et al.*, 2002) Shogaols Gingerols Zingiberene Gingerdio Zingerone

.(Sakal,1989)

C

.(Vecchia *et al.*, 2009)

A

.(2004)

.28-21

.(2008)

Zingiber officinale

.84 –72 (2) **19**

" .(1990)

.382

"

- Albi, T.; Lanzou, A.; Guinda, A.; Leon, M.; Perez-Camino, M.C. (1997). Microwave and conventional heating effects on thermo-oxidative degradation of edible Fats. *J. Agricult. and Food Chemist.*, **45**, 3795-3798.
- Buffler, C.R. (1993). "Microwave Cooking and Processing Engineering Fundamentals for the Food Scientist". AVI Book, New York. 14p.
- Buter, R.; Morris, A.D.; Jill, J.F.; Hill, A.; Struthers, A.D. (2000). Allopurinol Normalizes Endothelial Dysfunction in Type 2 Diabetics with Mild Hypertension. *Hypertension*. **35**, 746.
- Combs, G.F. (1992). "The Role of Ascorbic Acid in Poultry Nutrition". Takeda U.S.A, INC. Orangeburg. New York. pp. 41-44.
- Daniel, W.W. (2010). "Biostatistics". 9th ed., John Wiley and Sons. U.S.A. 783 p.
- Demir, S.; Yilmaz, M.; Akalin, N.; Aslan, D. (2003). Role of free radicals in peptic ulcer and gastritis. *Turk. J. Gastroenterol*, **14**(1), 39-43.

- Dickinson, D.; Lu, C.; Forman, H. (2003). Glutathione Synthesis. Oxygen Society Education Program. *J. Soc. Fre. Radi. Biol- Med.*, **16**(5), 220-223.
- El-Sayed, A.; Badr, H.S.; Yahia, R.; Salem, S.M.; Kandil, A.M. (2011). Effects of thirty minute mobile phone irradiation on morphological and physiological parameters and gene expression in pregnant rats and their fetuses. *Afric. J. Biotechnol.*, **10**(26), 19670-19680.
- Guyton, A.C.; Hall, J.E. (2006). "Textbook of Medical Physiology". 11th ed., Elsevier Science, Philadelphia.
- Hadley, M.E. (2000). "Endocrinology". 5th ed. Hall, Inc. Upper Saddle River, NJ. USA, 477 p.
- Morakinyo, A.O.; Adeniji, O.S.; Arikawe, A.P. (2008). Effect of *Zingiber officinale* on reproductive function in the male rat. *Afric. J. Bioch. Res.*, **11**,329-334.
- Ozeki, H.; Shiri, S. (1998). Developmental eye abnormalities in mouse fetuses induced by retinoic acid. *Jpn. J. Ophthalmol.*, **42**(3), 162-167.
- Padmanabhan, R.; Singh, G.; Singh, S. (1981). Malformations of the eye resulting from maternal hypervitaminosis A during gestation in the rat. *Acta. Anat.*, **110**(4), 291-298.
- Pandit, N.N; Singh, J.; Bhatta Charjee, D.K. (1979). Impact of feeding chakwar (*Casia Tora*) seed on the growth of broilers. *Indian J. Poult. Sci.*, **14**, 176.
- Polivka, J. (1995). Microwave radiometry and applications. *Intern. J. Infrared and Millimeter waves*, **16**(9), 1593-1672.
- Pourlis, A.F. (2009). Reproductive and developmental effects of EMF in vertebrate animal models. *Pathophysiology*, **16**, 179-189.
- Ramaswamy, H.; Rauber, J.; Raghavan, G.; Vande Voort, F. (1998). Evaluation of shielded thermocouples for measuring temperature of food in a microwave oven. *J. Food Sci. and Technol.*, **35**(4), 325-329.
- Sakal, K. (1989). Effect of extracts of *Zingiber aceae* herbs on gastric secretion in rabbit. *Chem. Pharma. Bull.*, **37**, 215-217.
- Sakr, S.A.; Okdah, Y.A.; El-Adly, E.K. (2009). Effect of ginger (*Zingiber officinale*) on *Mancozeb fungicide* induced testicular damage in albino rats. *Austral. J. Basic and Applied Sci.*, **3**(2),1328-1333.
- Timm, G., (1979). Orbital venous anatomy of the rat. *Lib. Animals, Sci.*, **2**: 663-670.
- Valentini, E.; Ferrara M.; Presaghi, F.; De Gennaro L.; Curcio, G. (2010). Systematic review and meta-analysis of psychomotor effects of mobile phone electromagnetic fields. *Occup Environ. Med.*, **67**(10),708-716.
- Vander, A.; Sharman, J.; Lucan, D. (1998). "Human Physiology". 7th ed. Mc Graw Hill, New York.
- Vecchia, P.; Matthes, R.; Ziegelberger, G.; Lin, J.; Saunders, R.; Swerdlow, A. (2009). Exposure to high frequency electromagnetic fields, biological effects and health consequences (100 kHz-300 GHz), *ICNIRP*, **16**, 8-29.
- WHO, World Health Organization. (2013). Electromagnetic fields public health: Microwave Ovens. Geneva.
- Zancan, K.C. Marques, M.O.; Petenate, A.J.; Meireles, M.A. (2002). Extraction of ginger (*Zingiber officinale*) oleoresin with Co₂ and Co-solvent: a study of the antioxidant action of the extracts. *J. Super. Flu.*, **24**, 57-76.
- Zareen, N; Khan, M.Y.; Ali Minhas, L. (2009). Derangement of chick embryo retinal differentiation caused by radiofrequency electromagnetic fields. *Congenit Anom. (Kyoto)*, **49**(1),15-9.