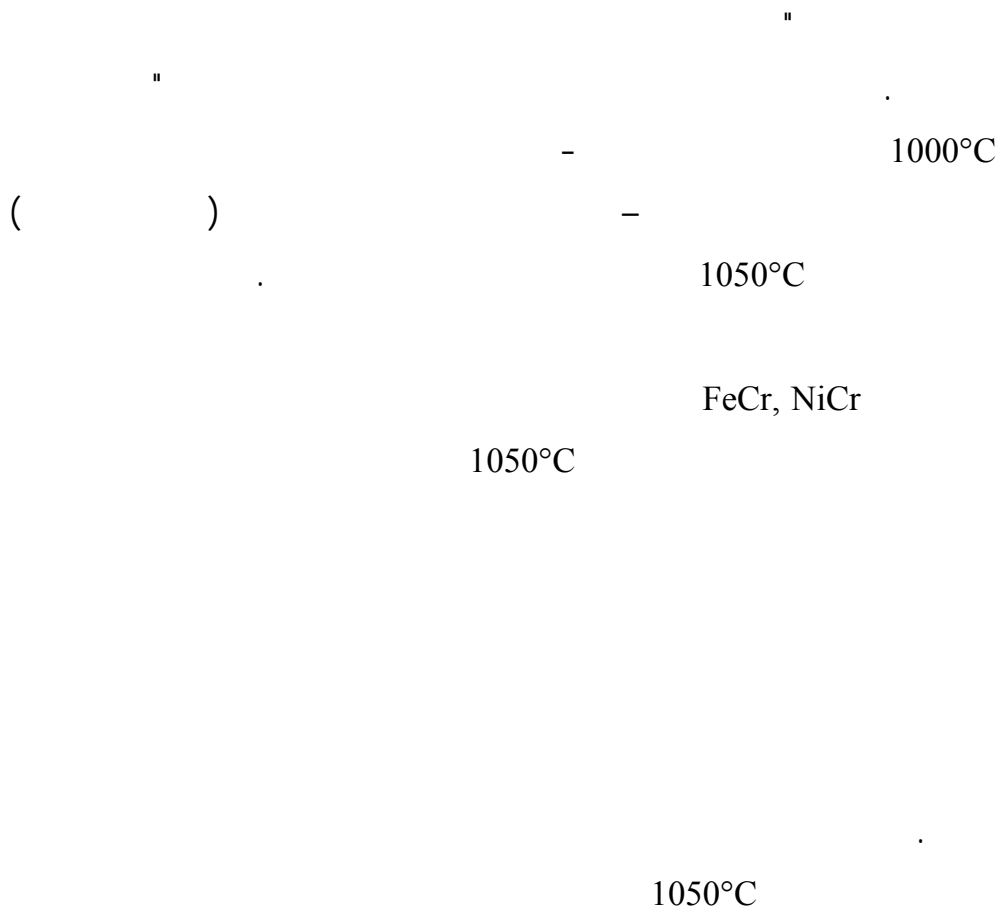


AISI 304

(2011 / 6 / 20 2010 / 10 / 18)

AISI 304



The Effect of Coating on Alloy AISI 304 at High Temperature on Fatigue Resistance

Moayad A. Mohammad

Yahya A. Salman

*Department of Physics
College of Science
University of Mosul*

ABSTRACT

In This research the effect of metallic coating namely, aluminizing and chromizing on fatigue resistance of austenitic alloy AISI 304 has been studied. The metallic coating were conducted using a cementation method at 1000°C such coatings are used to protect the alloys in severe corrosion environments. The results obtained showed some small reduction in fatigue life of aluminized alloy when compared to a bare alloy, this reduction could be attributed to formation of intermetallic compound Fe- Al and Ni-Al on the surface of aluminized specimens. The intermetallic compound could be suffer a phase transformation when treated at 1050°C, as a result of rediffusion processes, that can be promoting the fatigue resistance. However a significant deteration in fatigue life were accounted for chromizing corresponds to formation of a brittle FeCr and NiCr solid solution on the specimens surface, although some small increases in fatigue life was also detected after heat treatments at 1050°C, this is could be belong to the rediffusion of chromium element down word through the specimen. Generally, both types of coatings leads to a phase transformation of the base alloy itself from austenite to ferrite, this transformation could be occurred either because of Ni depletion to contribute in the formation of surface layer (coating matrix), as in case of aluminizing, or because of significant increases of chromium concentration in the base alloy, as in the case of chromizing, which can also leads to formation of intergranular chromium carbides, the formation of chromium carbides can increases the brittleuess, as well as, can offards an easy way for crack propagation in fatigue test. However, the results proved that the best fatigue resistance was obtained, when a base alloy itself treated at 1050°C the slowly cooled to obtain a single form of austenitic phase .

()

()

(Cementation Tech.)

(AISI 304)

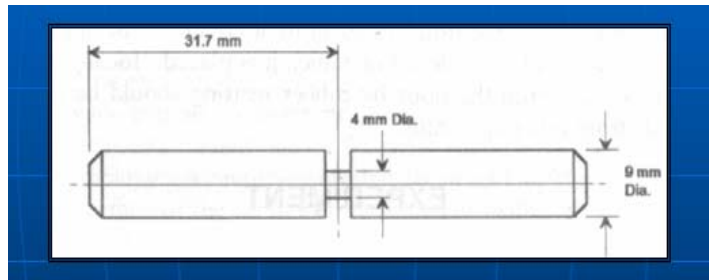
(1)

(1)

(AISI 304)

1000°C

(Callister, 2005) (Shahrur, 1994)



:1

(AISI 304)

: 1

(Michelle and Gonzalz, 2001)

Component	C	Mn	Si	P	S	Cr	Mo	Ni	N
Wt%	0.08	2.0	0.75	0.045	0.030	18-20	-	8-10	0.10


1050°C ()

(Rotating bending)

(2)

(25 - 10)

.(2)



: 2

:2

	Alloy 304	Alloy304+ H.T1050°C	Coating Al 1000°C	Coating Al 1000°C+H.T	Coating Cr 1000°C	Coating Cr 1000°C+H.T
10	950400	1260500	820250	1050619	123928	394705
15	385378	564250	290878	485000	47477	154816
20	140000	176450	98750	155300	12061	348614
25	15200	28500	13984	16750	3741	7097

: (R= - 1) (S-N) (3)

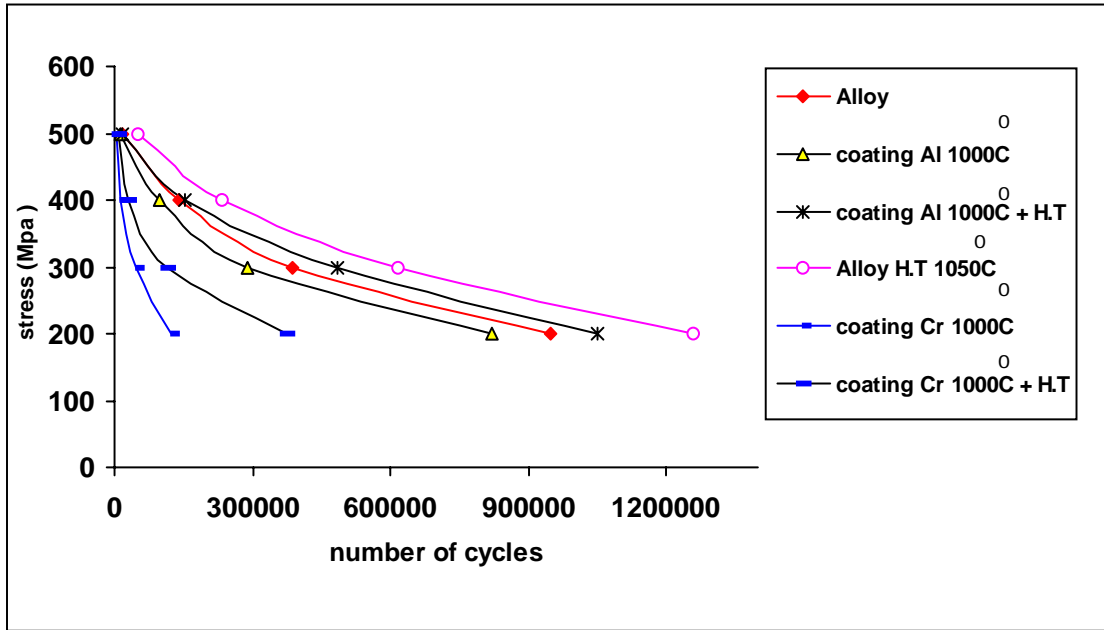
1050 °C :

.(1000 °C) :

.(1050 °C) 1000 °C :

.(3)

(Fatigue life)



(S-N) :3

1050°C

.1050°C

(4)

(Shanker *et al.*, 2003)

()

)

(γ)

(γ)

(


(Sourmail, 2001)

925°C

(γ)

1050°C

.(5)



.(400X) AISI 304

:4



.(400X) 1050 °C

:5

(Yeakle, 1996)

(Full annealing)

925°C

(Course structure)

(ductile and soft)

(6)

(intermetallic compound)

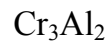
-



.....

FeAl

.(7)



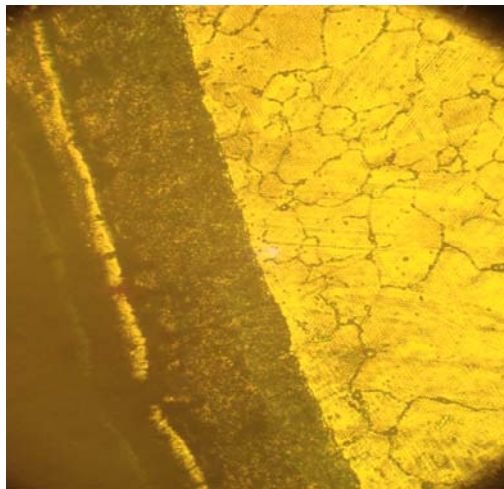
()

()

()

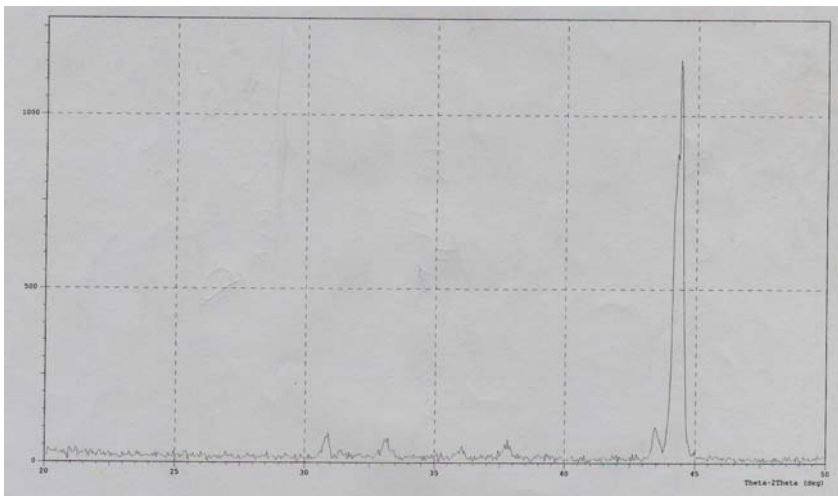
(Solid solution) FeNi

.(Austenite stabilizer)



.(600 X) 1000°C

:6



1000°C

(AISI 304)

:7

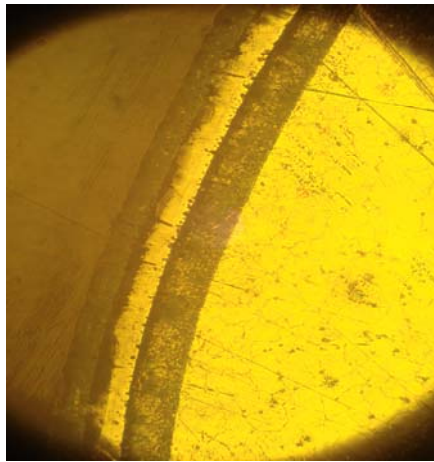
(8)

(Rediffusion)

(9)

Fe₃Al FeAl₃

FeNi

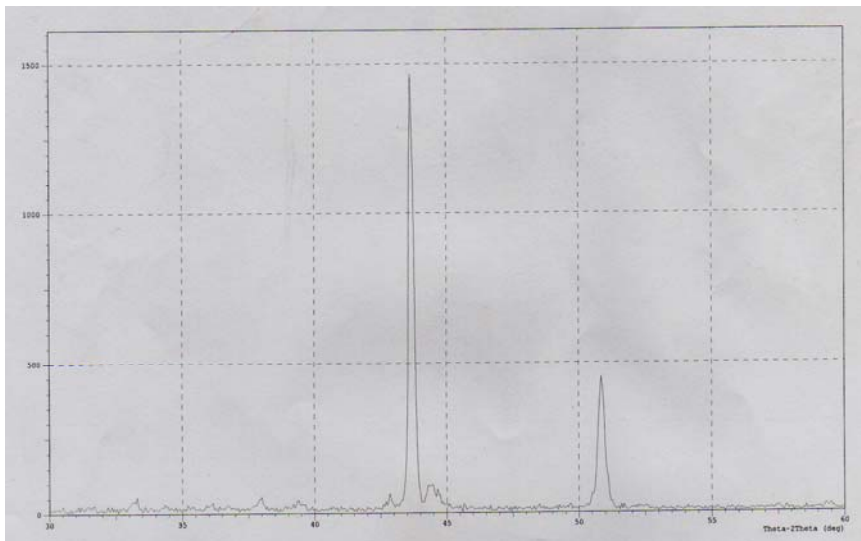


1050°C

1000°C

:8

.(400 X)



1050°C

1000°C

:9

(10)

100μ

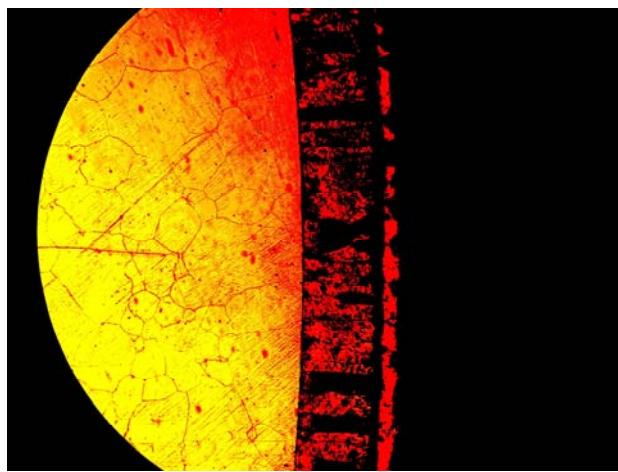
()

(Longitudinal grains)

(11)

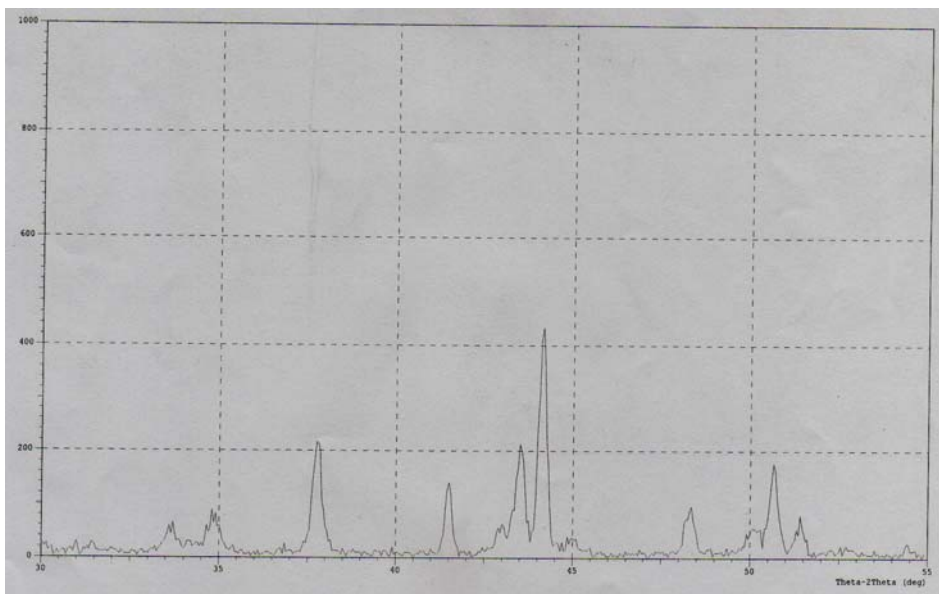
FeNi NiCr FeCr

(Cr,Fe)C₃



(400 X) 1000°C

:10



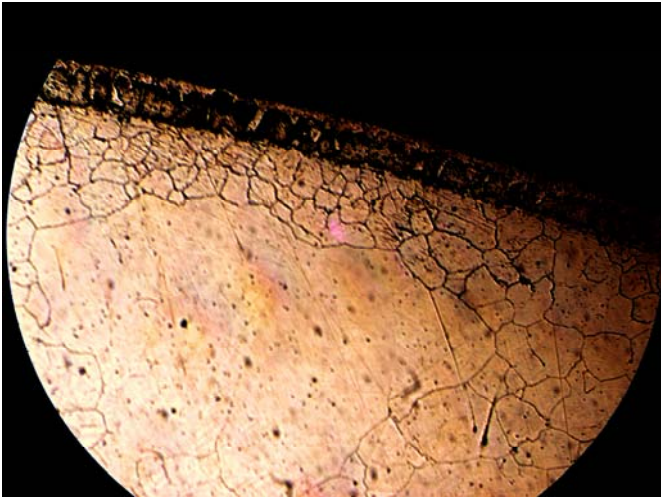
1000°C

(XRD)

:11

(12)

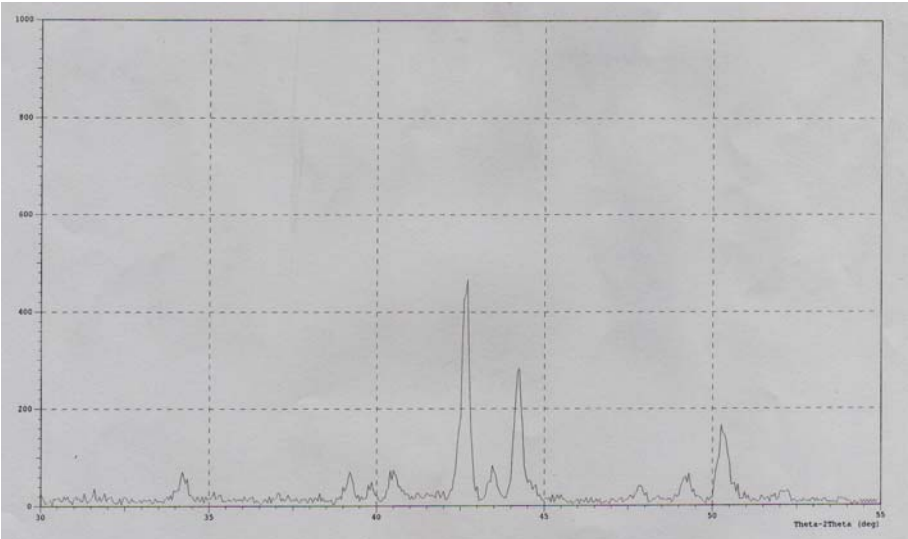
(13)



1000°C

:12

1050°C



1000°C

(XRD)

:13

.1050°C

(13)

α -FeCr

1050°C

(Full annealing)

:

(AISI 304)

-1

-2

(γ - Fe)

FeAl₃

(FeAl₃)

(FeAl)

(Fe₃Al)

-3

σ -FeCr

- Callister, W.D. (2005). " Materials Science and Engineering ". 5th edn. John Wiley and Sons, New York.
- Michelle, M. Gonzalez (2001). " Stainless Steel Tubing in the Biotechnology Industry " . *Materials Science and Technology*, **12** , 1-16.
- Shanker, V.; TPS, Gill, Mannan, S. L.; Sundersan, S. (2003). " Solidification Cracking in Anstenic Stainless Steel Welds ". *Sadhana, India*. Vol. 28, part 3,4 . pp.359-382.
- Sourmail, T. (2001). Review: Precipitation in creep-resistant austenitic stainless steels, *Materials Science and Technology*, **17** , 1-14.
- Shahrour, Kh. M. N. (1994). Some aspects of chromium and silicon – aluminide coatings on 321 stainless steel alloy. Thesis Submitted to University of Mosul College of Science.
- Yeakle, J. (1996). http://www.eng.vt.edu/eng/materials/classes/MSE2094_NoteBook/96ClassProj/experimental/ternary2.htm.