

/ /

(أستلم 2013 / 9 / 2 ؛ فیل 2013 / 10 / 28)

keV (<sup>133</sup>Ba, <sup>137</sup>Cs, <sup>60</sup>Co)

(81, 356, 662, 1173, 1332)

(NaI(Tl))

UCS-20

(XRF)

(XCOM)

(XRF)

( )

:

## Studying the Linear and the Mass Attenuation Coefficient of Gamma Rays for Certain Building Materials used in Iraq

Isra' a M. Hassan

Laith A. Najim

*Department of Physics/ College of Sciences/ University of Mosul*

### ABSTRACT

In this research, the photons of gamma rays emitted from radioactive sources (<sup>133</sup>Ba, <sup>137</sup>Cs, <sup>60</sup>Co) at energies (81, 356, 662, 1173, 1332) keV respectively have been used to examine the linear and the mass attenuation coefficient of different construction materials using gamma spectrometer UCS-20 which is connected with sodium Iodide activated thallium detector (NaI(Tl)) to express the decrease in the intensity of these photons when they pass through the targeted material by scintillation detector reading. According to the results obtained, it becomes possible to measure the two types of attenuation coefficients, the linear and the mass, as these coefficients are of great importance in studying the impact of these rays on the material and the accounts of the radiation dose in order to achieve the level of security against exposure to radiation and to prevent the dangers resulting from that exposure by designing suitable shields. The chemical composition of the material under discussion has also been studied using the technique of X-rays fluorescence (XRF) by (XRF) device and the results were put in the program (XCOM) to compare the values of attenuation coefficients. Results have shown that (Granite) is one of the best building materials to be used in shielding against gamma rays, whereas the (Thermostone) showed less

ability to attenuation because of its too low density and the little concentration of elements of high atomic number of this Material.

**Keywords:** Gamma Rays, Attenuation Coefficient (Linear and Mass), Building Materials, Sodium Iodide Detector, Radiation Shielding.

(1993 )

(295.2, 351.9, 583.1, 609.3, 911.1, 1460.8) keV

(Awadallah and Imran, 2007)

( $29.2 \pm 0.9 \text{ m}^{-1}$ )

(295.2keV)

(Mortazavi *et al.*, 2010)

$^{60}\text{Co}$

(colemanite and galena)

107

(Cevik *et al.*, 2010)

(Akkurt *et al.*, 2010)

(0%, 10%, 30%, 50%)

(korkt *et al.*, 2011)

(Amethyst ore)

(Amethyst ore)

(Damla *et al.*, 2012)

(81-1332) keV

(81) keV

(  $0.252\text{cm}^2/\text{g}$  )

.....

(Berger and Hubbell, 1987) (XCOM)

(UCS-20)

P.V.C

(XRF)

( )

$I = I_0 \exp(-\mu x)$  .....(1)

.( )

:I<sub>0</sub>

x

:I

(μ)

(I < I<sub>0</sub>)

.(2008)

)

:

(1)

(μ)

$\mu = \ln A/x$  .....(2)

.(Profio, 1979) (I<sub>0</sub>/I)

: A

$I = I_0 B \exp(-\mu x)$  ..... (3)

:B

(1)

(n) 1cm<sup>3</sup>

(μ)

σ<sub>(E)</sub>

$\mu_{(E)} = n \sigma_{(E)}$  ..... (4)

1cm<sup>3</sup>

(n)

.E

σ<sub>(E)</sub>

(UCS-20)

(<sup>133</sup>Ba , <sup>137</sup>Cs , <sup>60</sup>Co)

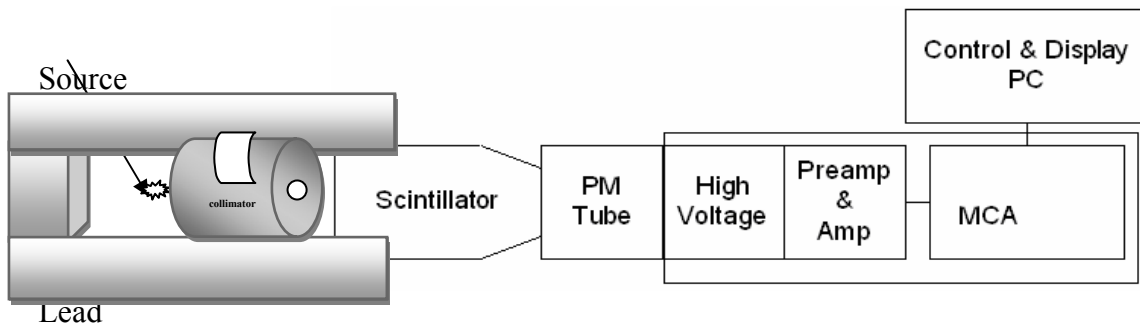
(1)

NaI(Tl)

5 cm

7 cm

3.5 mm



:1

(2) (1) (UCS-20)

(662keV)

(0.041±0.015cm<sup>-1</sup>)

(0.218±0.0088cm<sup>-1</sup>)

(0.42g/cm<sup>3</sup>) (2.69g/cm<sup>3</sup>)

(XCOM)

(4) (3)

(XCOM)

(XRF)

(5)

(1995 )

(μ(cm<sup>-1</sup>))

:1

1332 (keV)	1173 (keV)	662 (keV)	356 (keV)	81 (keV)		
0.125±0.020	0.130±0.011	0.218±0.0088	0.253±0.017	0.387±0.013		1
0.121 ±0.018	0.127±0.015	0.196±0.0070	0.233±0.0078	0.427±0.0092		2
0.109±0.0099	0.103±0.0057	0.166±0.0081	0.190±0.0057	0.476±0.011		3
0.112±0.014	0.115±0.012	0.169±0.0065	0.199±0.0042	0.294±0.0064		4
0.115±0.020	0.116±0.021	0.175±0.0064	0.210±0.0042	0.388±0.0049		5
0.020±0.010	0.023±0.0031	0.041±0.015	0.044±0.012	0.098±0.00071		6
0.100±0.0060	0.102±0.011	0.159±0.0050	0.210±0.0049	0.469±0.013		7
0.051±0.010	0.054±0.0079	0.075±0.0042	0.095±0.0042	0.217±0.0085		8
0.071±0.013	0.078±0.0065	0.110±0.0035	0.147±0.0064	0.327±0.0049	PVC	9
0.695±0.095	0.729±0.057	1.04±0.079	1.077±0.046	0.537±0.057		10

$(\mu/\rho(\text{cm}^2/\text{g}))$ 

:2

1332 (keV)	1173 (keV)	662 (keV)	356 (keV)	81 (keV)		
0.044±0.0074	0.048±0.0043	0.081±0.0032	0.094±0.0063	0.143±0.0048		1
0.047±0.0071	0.050±0.0061	0.077±0.0028	0.089±0.0031	0.168±0.0034		2
0.051±0.0046	0.048±0.0027	0.077±0.0038	0.089±0.0027	0.223±0.0053		3
0.047±0.0061	0.048±0.0050	0.071±0.0027	0.083±0.0018	0.124±0.0027		4
0.048±0.0085	0.048±0.0091	0.073±0.0027	0.088±0.0042	0.163±0.0030		5
0.047±0.025	0.054±0.0074	0.097±0.037	0.108±0.028	0.233±0.0168		6
0.050±0.0030	0.051±0.0059	0.080±0.0025	0.108±0.0025	0.238±0.0068		7
0.054±0.011	0.057±0.0084	0.079±0.0037	0.101±0.0045	0.230±0.0090		8
0.051±0.0095	0.056±0.0047	0.079±0.0025	0.106±0.0046	0.236±0.0036	Pvc	9
0.061±0.0084	0.064±0.0050	0.091±0.0070	0.095±0.0041	0.095±0.0051		10

XCOM

 $(\mu(\text{cm}^{-1}))$ 

:3

1332 (keV)	1173 (keV)	662 (keV)	356 (keV)	81 (keV)	( )	
0.145	0.154	0.203	0.266	0.661	1.862	1
0.138	0.145	0.194	0.256	1.15	1.750	2
0.116	0.124	0.163	0.215	0.607	1.83	3
0.123	0.132	0.175	0.260	2.74	0.914	4
0.128	0.138	0.180	0.238	0.537	0.894	5
0.023	0.024	0.032	0.042	0.099	2	6
0.106	0.112	0.149	0.197	0.484	1.983	7
0.051	0.054	0.071	0.094	0.240	1.914	8
0.073	0.077	0.102	0.135	0.356	2	pvc 9
0.634	0.691	1.24	3.25	26.51	2	10

.XCOM

 $(\mu/\rho(\text{cm}^2/\text{g}))$ 

:4

1332 (keV)	1173 (keV)	662 (keV)	356 (keV)	81 (keV)	( $\text{g}/\text{cm}^3$ )	
0.053	0.057	0.075	0.099	0.246	2.69	1
0.054	0.058	0.0764	0.100	0.253	2.53	2
0.0547	0.0584	0.0766	0.101	0.285	2.13	3
0.052	0.055	0.0745	0.110	1.16	2.37	4
0.054	0.058	0.076	0.100	0.226	2.38	5
0.054	0.058	0.076	0.100	0.236	0.42	6
0.054	0.057	0.076	0.100	0.248	1.97	7
0.0545	0.0581	0.0766	0.100	0.256	0.94	8
0.053	0.056	0.074	0.098	0.258	1.38	PVC 9
0.056	0.061	0.110	0.287	2.34	11.33	10

:5

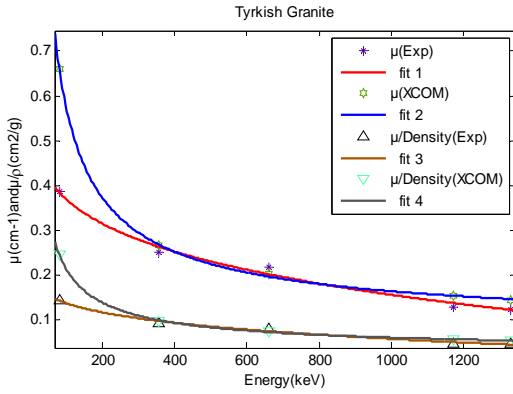
( )Mo	( )Nb	Zr ( )	Zn ( )	Cu ( )	( )Co	( )Fe	Mn ( )	( )Cr	( )V	( )Ti	( )Si	CaO ( )	( )Al	Mg ( )
-	-	-	-	-	-	0.755	-	-	-	0.6189	-	43.22	55.41	-
-	-	-	-	-	-	0.516	-	-	-	-	35.44	43.19	20.73	0.0965
-	-	-	-	-	0.555	3.327	0.0111	0.0296	-	0.3812	25.24	62.99	7.47	-
19.1	-	-	11	0.13	4.66	-	-	4.2	-	-	-	-	-	-
0.120	-	-	-	-	-	0.712	0.0060	-	-	0.6525	48.51	39.58	10.51	-
-	-	-	-	-	0.3829	2.091	-	-	-	0.3829	48.90	41.08	7.129	-
-	-	-	-	-	1.26	8.55	-	0.14	0.03	1.1	69.1	-	16.9	2.84
-	-	0.211	-	-	-	0.635	-	-	-	1.235	32.63	41.19	24.17	-
-	-	-	0.68	-	-	-	-	-	-	24.8	31.1	-	43.4	-

(XCOM)

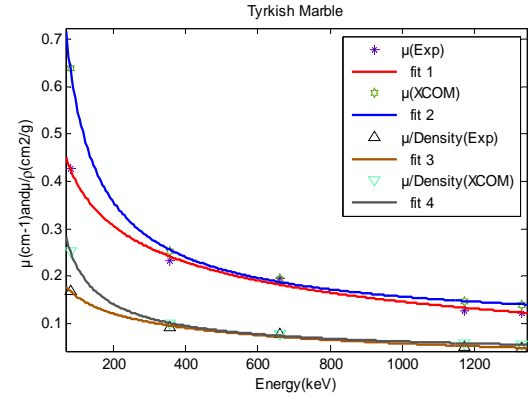
$$y = a \times X^b + c \dots\dots\dots(5)$$

.(0.9995)

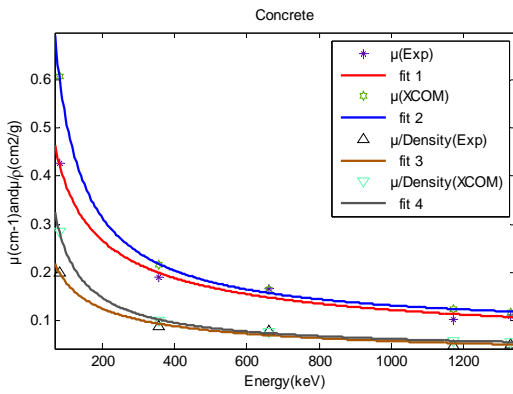
(R<sup>2</sup>)



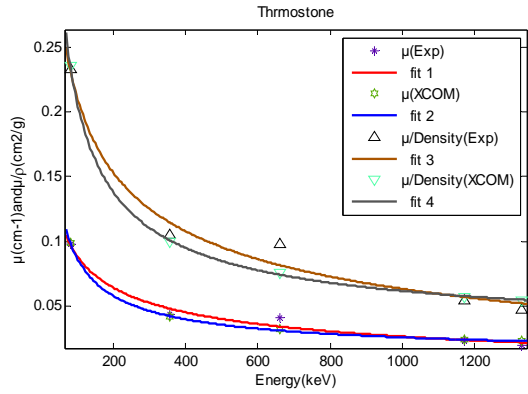
( )



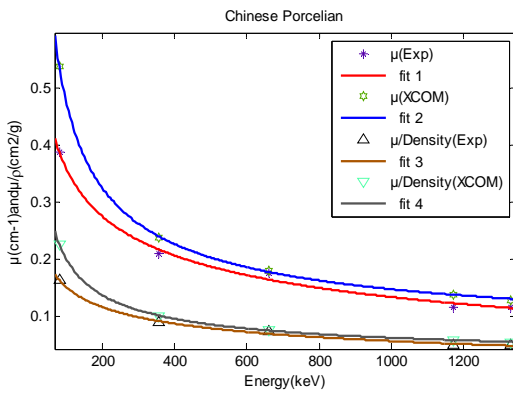
( )



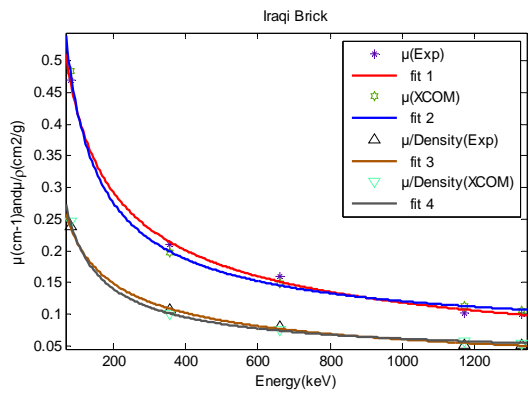
( )



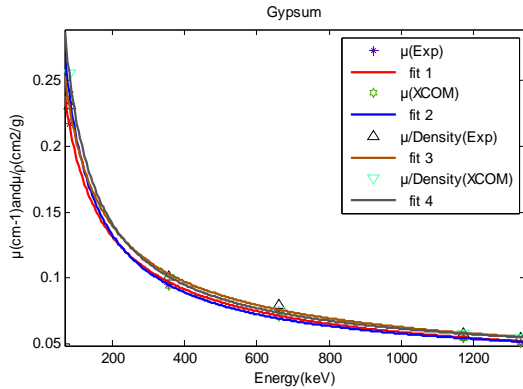
( )



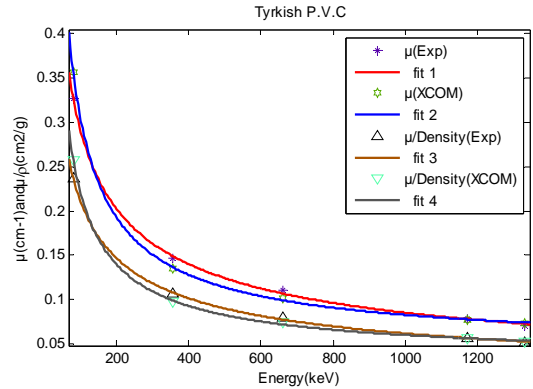
( )



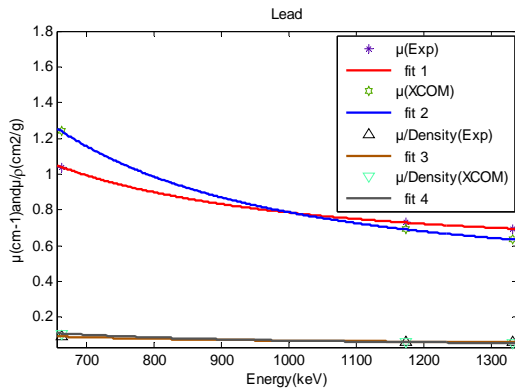
( )



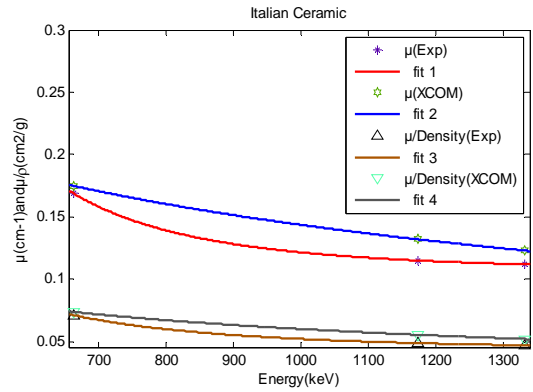
( )



( )



( )



( )

:2

(2)

( $\mu_p$ )

( $\mu_c$ )

( $\mu_{ph}$ )

(1989 ) (1.022MeV)

(XCOM)

( P.V.C )

(1982 )

(90<sup>0</sup>)

(1989 )

(Dickson, 2013)

(Pleitt, 2012)

(Medhet, 2009)

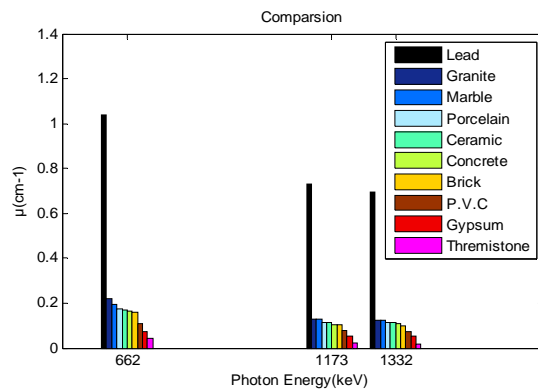
(Crewson, 2013)



(Ferreinta *et al.*,2010)

(2007 )

(3)



(662,1173,1332) keV

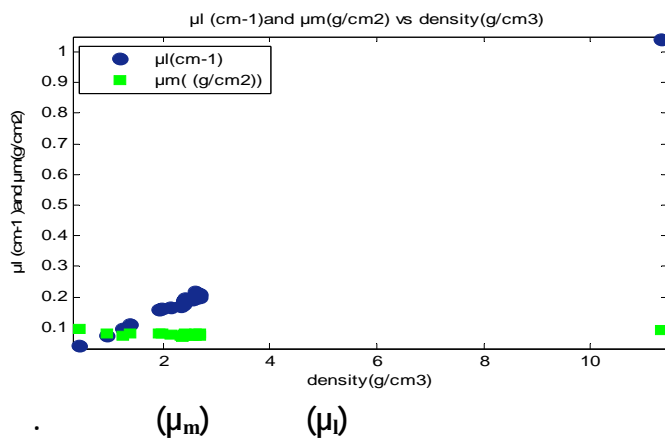
:3

(3)

(4)

(662)keV

( $\rho = 11.33(\text{g}/\text{cm}^3)$ )



:4

(4)

(7) (6)

**662keV****:6**

	$(\mu(\text{cm}^{-1}))$		$(\mu(\text{cm}^{-1}))$
PVC	0.1125	Alallak and Sarhan, 2012	0.110±0.0035
Lead	1.08	1993	1.04±0.079
Marble (BUB )	0.187	Basyigit ,2005	0.196±0.0070
Cappa Bonita	0.234	Mavi, 2012	0.218±0.0088

**:7****662keV**

	$(\mu/\rho(\text{cm}^2/\text{g}))$		$(\mu/\rho(\text{cm}^2/\text{g}))$
Gypsum	0.065±0.0030	Medhat, 2009	0.079±0.0037
Concrete	0.079	Stankovic <i>et al.</i> , 2010	0.077±0.0038
Brick	0.071±0.0027	Medhat, 2009	0.080±0.0025

.8

" .(1993)

.( ) ." "( 1989)

.78-66 www. phys4arab. net

." "(2007)

.58-50

.(1995)

.15

" (1982)

.(2008)

.128-118 (1)13

- Awadallah, M.I.; Imran, M.M. (2007). Radioactive Contents in construction materials used in Jordanian building. *Dirasat, Pure Sciences*, **34**(1), 98-112.
- Akkurt, I.; Akyild, I.H.; Mavi, B.; Kilincarslan, S.; Basyigit, C. (2010). Radiation shielding of concrete containing zeolite. *Radiation Measurements*, **45**, 827-830.
- Alallak, N.A.; Sarhan, S.S. (2012). Factors affecting gamma ray transmission. *Jordan J. Physics*, **5**(2), 77-88.
- Basyigit, C.; Akkurt, I.; Skilincarslan, A. (2005). Investigation of photon attenuation coefficients for marble. *Institute Phys. Publishing*, **25**, 189-192.
- Berger, M.J.; Hubbell, J.H. (1987). Photon cross sections on a personal computer. national institute of standards and technology. NBSIR 87- 3597, XCOM, Gaithersburg, MD 20899, USA. [http:// physics. nist. gov/ Phys Ref Data /Xcom /Text/ XCOM. html](http://physics.nist.gov/PhysRefData/Xcom/Text/XCOM.html).
- Cevik, U.; Damla, N.; Kobya, A.I.; Celik, A.; Kara, A. (2010). Radiation Dose estimation and mass attenuation coefficients of marble. *Annals Nuclear Energy*, **37**, 1705-1711.
- Crewson, C. (2013). An experimental re-evaluation of photon mass attenuation coefficients. M.Sc. dissertation University of Saskatchewan, Saskatoon, Canada, 22-38.
- Damla, B.H.; Celik, A.; Kiris, E.; Cevik, U. (2012). Calculation of radiation attenuation coefficient affective atomic number and electron densities for some building materials. *Radiation Protection Dosimetry*, **150**(4), 541-549.
- Dickson, E.D. (2013). Experimental shielding evaluation of the radiation protection provided by residential structures. Ph.D. Thesis, Department of Nuclear Engineering and Radiation Health Physics Oregon State University, Oregon, America, 186-200.
- Ferreinta, C.R.E.; Maia, A.F.; Garcia, C.A.B.; Imenes, J. (2010). Total Mass Attenuation Coefficient Evaluation of Materials Commonly used to Simulate Human Tissue. *J. Physics, Conference Series*, **249**.
- Korkut, T.; Korku, H.; Abdulhalik, K.B.; Gokhan, B. (2011). A new radiation shielding material: Amethyst ore. *Annals Nuclear Energy*, **38**(1), 56-59.
- Mavi, B. (2012). Experimental investigation of gamma-ray attenuation coefficients for granites. *Annals Nuclear Energy*, **44**(1), 22-25.
- Medhat, M.E. (2009). Gamma-ray attenuation coefficients of some building materials available in Egypt. *Annals Nuclear Energy*, **36**, 849-852.
- Mortazavi, S.M.J.; Mosle-Shirazi, M.A.; Roshan-shomal, P.; Raadpey, N.; Baradaran, M.; Ghahfarokhi (2010). High-performance heavy concrete as a multi-purpose shield. *Radiation Protection Dosimetry*, **142**(2), 120-124.
- Pleitt, J.J. (2012). Determination of linear attenuation coefficients of comically bonded phosphate ceramics. M.Sc. dissertation of Science in Nuclear Engineering, Missouri University of Science and Technology, Missouri, America, 17-22.
- Profio, A.E. (1979). " Radiation Shielding and Dosimeter". John Wiley and Sons, Inc, New York.
- Stankovica, S.J.; Ilica, R.D.; Jankovicb, K.; Bojovicb, D.; Loncarc, B. (2010). Gamma radiation absorption characteristics of concrete with components of different type materials. *Acta Physica Polonica A*, **117**(5), 812-816.